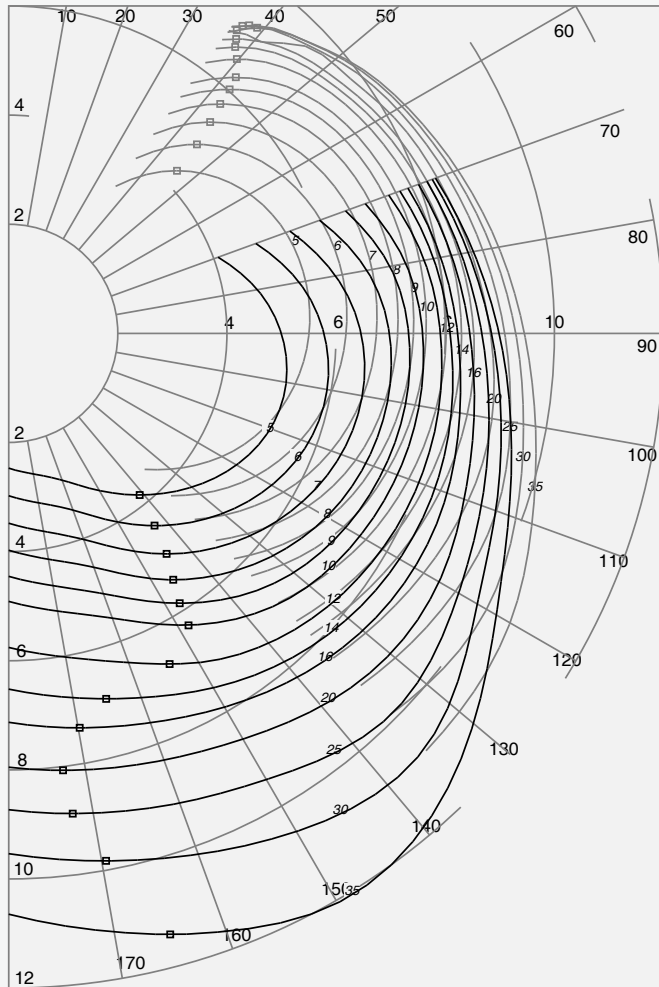


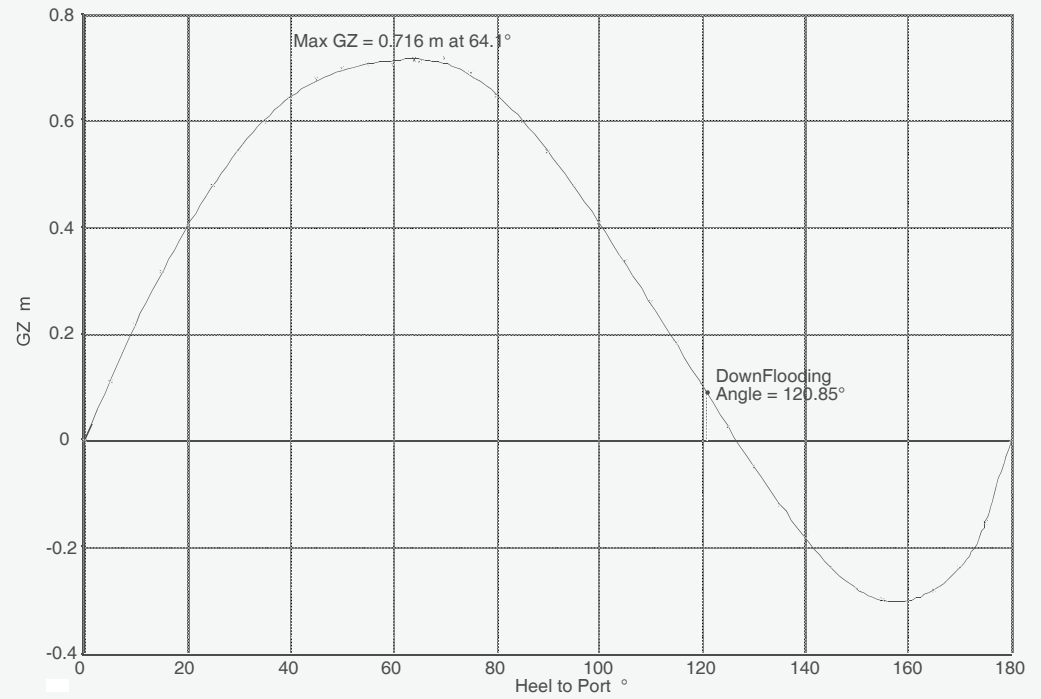


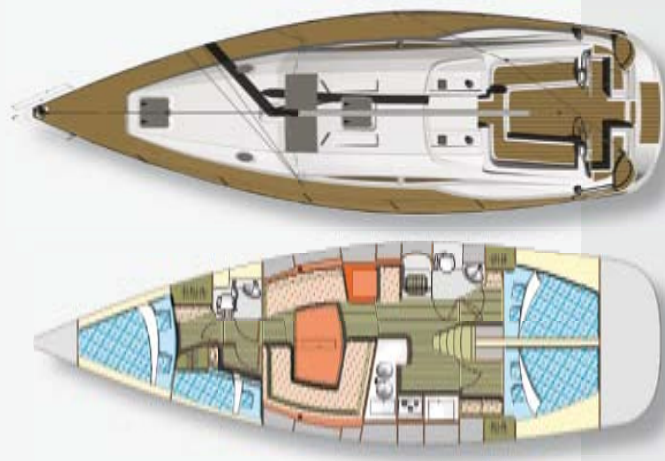
# PERFORMANCE

## Polar diagram



## Stability curve





**Impression 434**  
by *elan*

**Technical specifications**

Lenght overall	<b>13,41 m</b>
Hull lenght	<b>13,00 m</b>
Beam	<b>4,18 m</b>
Draft	<b>1,90 m / 1,60 m</b>
Displacement	<b>approx. 10.900 kg</b>
Engine	<b>55 HP/75 HP</b>
Water capacity	<b>516 l / 788 l</b>
Fuel capacity	<b>270 l</b>
Air draft	<b>18,37 m</b>
Main sail	<b>46,47 m<sup>2</sup></b>
Genoa	<b>52,47 m<sup>2</sup></b>
Spinnaker	<b>135,45 m<sup>2</sup></b>
I	<b>15,90 m</b>
J	<b>4,78 m</b>
P	<b>14,80 m</b>
E	<b>5,37 m</b>
Boat design category CE	<b>A</b>
Design	<b>Rob Humphreys</b>
Interior styling	<b>Boris Lubej</b>